

TO: Village Council

FROM: Scot F. Lahrmer, Village Manager

DATE: March 6, 2015

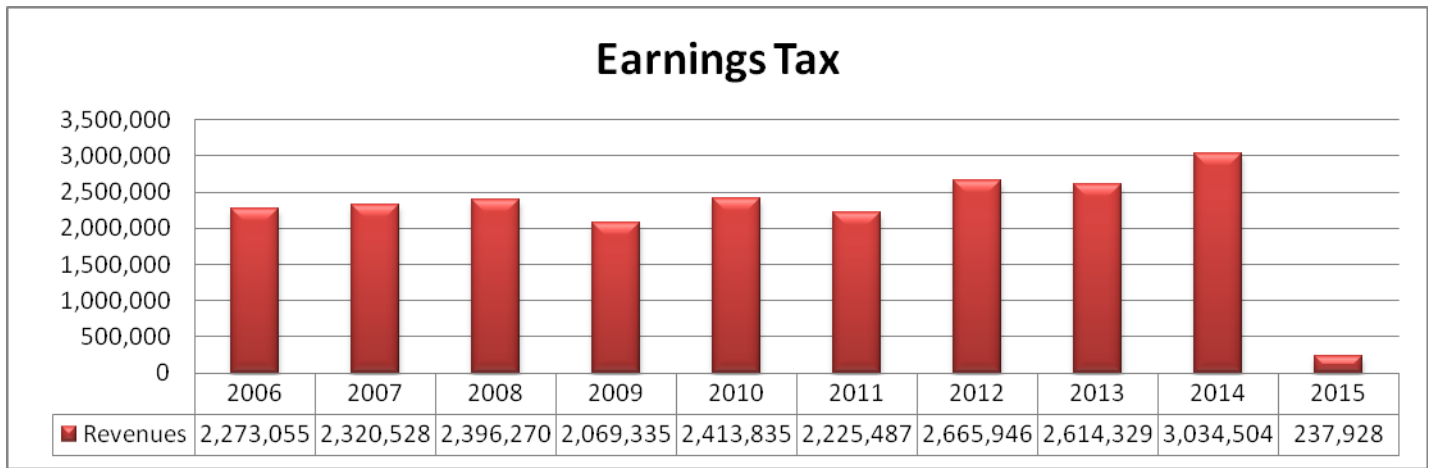
RE: Finance Report for January, 2015

The UAN report has been included in your packet. Some of the highlights from the General Fund have been summarized and described below:

General Fund Revenue

Earnings Tax

Earnings Tax collections for the month of January totaled \$237,928. This is down 16% from January 2014's collection of \$284,054. Earnings tax continues to be the Village's primary revenue source. This chart shows how the earnings tax has tracked since 2006. The estimate for 2015 is \$2,800,000.

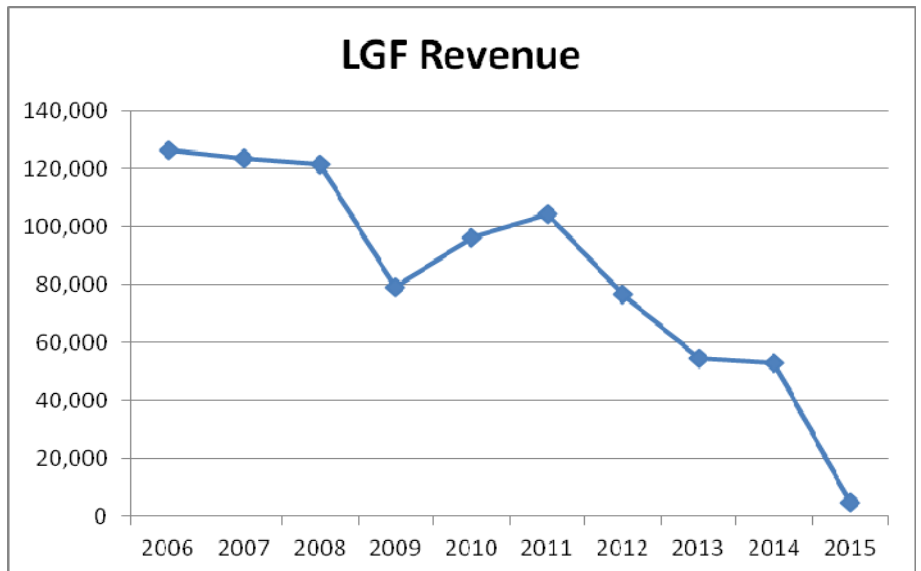


Property Tax

The Village collected no real estate property tax in the month of January. These monies are released by the County Auditor's Office typically in April.

Local Government Fund

The Local Government Fund has netted \$4,845 for January. The graph highlights the LGF Revenue for the years 2006-January 2015. The projection for 2015 is \$54,524.

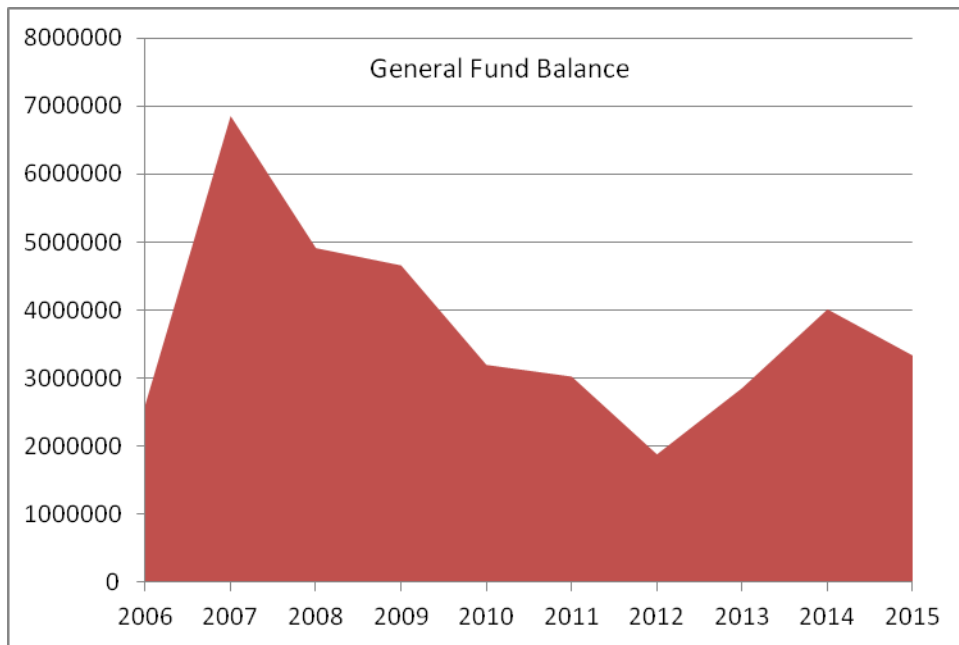


General Fund Summary

Revenue for the month of January totaled \$272,980.

2015 Earnings Tax Estimate:	\$2,800,000	
Earnings Tax Collected (as of 1/31/15)	\$ 237,928	8.5% collected
2015 Revenue Estimate:	\$4,478,725	
Revenue Collected (as of 1/31/15)	\$ 272,980	6.1% collected
Expenses for January totaled:	\$ 318,892	
2015 Budget:	\$4,268,936	
Expenditures (as of 1/31/15)	\$ 318,892	7.47% spent

The unencumbered General Fund balance as of the end of January is \$3,333,570.



If you have any questions, please let me know.

Fund Summary

January 2015

Fund #	Fund Name	Starting Fund Balance	Month To Date Revenue	Year To Date Revenue	Month To Date Expenditures	Year To Date Expenditures	Ending Fund Balance	Current Reserve for Encumbrance	Unencumbered Fund Balance
1000	General	\$4,104,948.84	\$272,980.54	\$272,980.54	\$318,892.61	\$318,892.61	\$4,059,036.77	\$725,466.53	\$3,333,570.24
2011	Street Construction, Maint. and Repair	\$371,306.79	\$17,924.88	\$17,924.88	\$11,182.75	\$11,182.75	\$378,048.92	\$20,000.00	\$358,048.92
2051	Federal Grant	\$206.00	\$0.00	\$0.00	\$0.00	\$0.00	\$206.00	\$0.00	\$206.00
2091	Law Enforcement Trust	\$11,668.92	\$333.00	\$333.00	\$0.00	\$0.00	\$12,001.92	\$0.00	\$12,001.92
2131	Police Disability and Pension	\$8,493.36	\$0.00	\$0.00	\$0.00	\$0.00	\$8,493.36	\$0.00	\$8,493.36
2901	MAYOR'S COURT COMPUTER FUND	\$10,385.35	\$830.00	\$830.00	\$0.00	\$0.00	\$11,215.35	\$0.00	\$11,215.35
2902	POLICE LEVY FUND	\$124,364.52	\$10.10	\$10.10	\$105,254.01	\$105,254.01	\$19,120.61	\$19,115.51	\$5.10
2903	PSAP 911 FUND	\$24,201.58	\$3,079.95	\$3,079.95	\$1,000.00	\$1,000.00	\$26,281.53	\$11,000.00	\$15,281.53
2904	EMPLOYEE SEVERANCE FUND	\$34,010.49	\$0.00	\$0.00	\$0.00	\$0.00	\$34,010.49	\$0.00	\$34,010.49
2905	WE THRIVE GRANT FUND	\$4,841.85	\$0.00	\$0.00	\$0.00	\$0.00	\$4,841.85	\$0.00	\$4,841.85
2906	NATURE WORKS GRANT	\$0.00	\$0.00	\$0.00	\$0.00	\$0.00	\$0.00	\$0.00	\$0.00
3101	Bond Retirement	\$0.00	\$0.00	\$0.00	\$0.00	\$0.00	\$0.00	\$0.00	\$0.00
4901	CAPITAL PROJECTS	\$298,477.00	\$0.00	\$0.00	\$0.00	\$0.00	\$298,477.00	\$0.00	\$298,477.00
4902	Capital Projects-PUBLIC FACILITIES	\$24,103.73	\$0.00	\$0.00	\$0.00	\$0.00	\$24,103.73	\$0.00	\$24,103.73
4903	Capital Projects-VILLAGE LAND	\$1,204.12	\$0.00	\$0.00	\$0.00	\$0.00	\$1,204.12	\$0.00	\$1,204.12
5901	STORM WATER UTILITY	\$579,257.58	\$11,128.03	\$11,128.03	\$39,584.86	\$39,584.86	\$550,800.75	\$41,880.51	\$508,920.24
9101	Unclaimed Monies	\$14,518.53	\$0.00	\$0.00	\$0.00	\$0.00	\$14,518.53	\$0.00	\$14,518.53
9901	MAYOR'S COURT Agency	\$9,564.52	\$12,400.00	\$12,400.00	\$12,056.00	\$12,056.00	\$9,908.52	\$540.00	\$9,368.52
9902	EMPLOYEES HEALTH INSURANCE Agency	\$152.24	\$3,820.04	\$3,820.04	\$3,972.28	\$3,972.28	\$0.00	\$0.00	\$0.00
9903	VALLEY BAND ESCROW	\$27,723.86	\$0.00	\$0.00	\$436.00	\$436.00	\$27,287.86	\$0.00	\$27,287.86
9904	Kenwood SWJEDZ Agency	\$46,638.09	\$18,326.95	\$18,326.95	\$34.55	\$34.55	\$64,930.49	\$45.35	\$64,885.14
9905	Kenwood SWJEDZ Escrow Agency	\$14,946.95	\$0.00	\$0.00	\$663.00	\$663.00	\$14,283.95	\$0.00	\$14,283.95
9906	Kenwood SWJEDZ Long-Term Maint. Agency	\$7,980.13	\$0.00	\$0.00	\$480.13	\$480.13	\$7,500.00	\$0.00	\$7,500.00
	Report Total:	\$5,718,994.45	\$340,833.49	\$340,833.49	\$493,556.19	\$493,556.19	\$5,566,271.75	\$818,047.90	\$4,748,223.85